



EZ-TRAX™
Surgical Set Customization

Reorganize Surgery.

Maximize reprocessing of orthopedic medical devices,
downsize OEM sets, customize layouts, and change the game for surgery.




Leading the Way in Organizational Trays

EZ-TRAX™ is a medical device organization system that allows for customization of surgeon preferred orthopedic sets. EZ-TRAX™ has a unique design that allows for modification which directly affects time and cost for OEM's, facilities, and staff.

What is the Key? Modularity!

The days of expensive modifications or rework when a small change is made,
ARE OVER.





Sample parts available for use with EZ-TRAX™



Example removal of a wall



Example steps in adding or removing a post



SCAN HERE for a sample
of how this works!



Or visit onetray.com/media



EZ-TRAX™
Surgical Set Customization



Do More Surgeries

In Less Trays.

7 vs 3

Benefits for OEM's

- On-site custom layout/assembly
- Less instrumentation needed
- Shipping cost savings
- Consolidation of cases
- Shorter manufacturing lead time
- Modularity vs. redesign

Benefits for the SPD/OR

- Less instrument trays to set up and process
- ONE washer cycle vs. two
- ONE back table vs. two
- Less loaners needed (space savings)
- QR code scanning for set layout accuracy
- Efficiency gain in OR set up/tear down

Benefits for Surgeon's

- Customized instrument layouts
- Rapid room turnover
- More cases per day
- Time savings

Quicker Lead Time • Repurpose vs. Replace • Customize



EZ-TRAX™ is 100% Made in the USA!


All components of **EZ-TRAX™** are manufactured in the USA significantly reducing timelines for manufacturing. This creates delivery of custom tray layouts in a fraction of the time it takes other case manufacturer's. The unique design of **EZ-TRAX™** allows for flexibility to adapt to changes that may occur during development of medical devices.

QR Code Technology

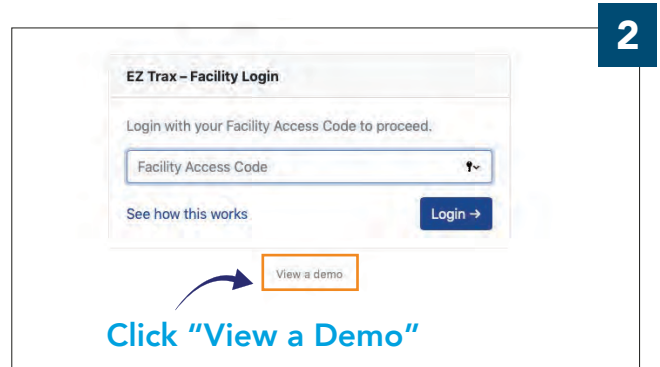
Each EZ-TRAX™ set has a customer configurable QR code that can include surgeon specific preference cards, pictures of EZ-TRAX™ layouts, cleaning instructions, technique guides, IFUs and any personalized or custom notes required. This gives quick access data, customizable to each facility and surgeon.

Experience it for yourself.

Scan this code with your phone camera



1



2

Click "View a Demo"

EZ-TRAX™ Demo Page
Sample Facility Name


TKA-02: Dr. Smith

Sample TKA-02 set details for Dr. Smith

INSTRUMENT	DESCRIPTION	PART #
A.	Misc. Impactors, Extractors	100-A2
B.	Misc. Core Instruments	210-A2
C.	Drill Guides/Templates	210-A3


5

View/Customize Here



Choose the Doc

3



Choose the set

4

Call Us: 937.619.0138

visit: k1medical.onetrax.com
or email: info@onetrax.com

You can also find your local distributor by visiting onetrax.com and clicking on Distributor Locator under the Customer tab.



EZ-TRAX™

Surgical Set Customization



Please reference the EZ-TRAX™ IFU for usage instructions.

Cover photo: For set representation only. IST has no affiliation with the manufacturer.

